

**Survey of Entering Student Engagement - Lee College (2024 Administration)**

**2024 Benchmark Scores Report - Main Survey**

Comparison Group: Medium Colleges in the 2024 Cohort\*

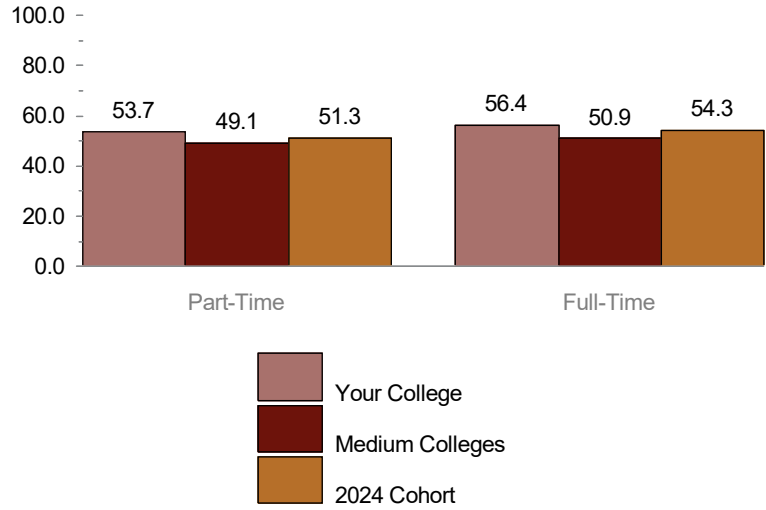
Entering Students Only - Breakout by Enrollment Status

[Unweighted]

		Your College	Medium Colleges		2024 Cohort	
Benchmark	Breakout Group	Score	Score	Difference	Score	Difference
Early Connections	Part-time	53.7	49.1	4.6	51.3	2.4
	Full-time	56.4	50.9	5.5	54.3	2.2
High Expectations and Aspirations	Part-time	51.0	48.5	2.5	49.0	1.9
	Full-time	52.5	49.6	2.9	49.7	2.7
Clear Academic Plan and Pathway	Part-time	55.9	50.4	5.6	50.9	5.0
	Full-time	60.8	51.7	9.1	53.0	7.7
Effective Track to College Readiness	Part-time	59.5	48.9	10.6	47.1	12.4
	Full-time	58.3	50.8	7.5	50.0	8.3
Engaged Learning	Part-time	50.0	48.2	1.9	48.6	1.4
	Full-time	55.0	51.6	3.4	53.7	1.3
Academic and Social Support Network	Part-time	53.5	47.1	6.4	47.9	5.6
	Full-time	58.7	51.2	7.4	52.6	6.1

\* The comparison group and cohort columns on this page INCLUDE your college.

**Survey of Entering Student Engagement**  
**Lee College (2024 Administration)**  
**2024 Benchmark Bar Chart - Main Survey**  
Comparison Group: Medium Colleges in the 2024 Cohort\*  
Entering Students Only - Breakout by Enrollment Status  
[Unweighted]  
Early Connections (EARLYCON)



\* The comparison group and cohort bars on this page INCLUDE your college.

**Survey of Entering Student Engagement - Lee College (2024 Administration)**

**2024 Benchmark Means Report - Main Survey**

Comparison Group: Medium Colleges in the 2024 Cohort\*

Entering Students Only - Breakout by Enrollment Status

[Unweighted]

Early Connections (EARLYCON)

			Your College	Medium Colleges		2024 Cohort	
Item	Variable	Breakout Group	Mean	Mean	Effect Size**	Mean	Effect Size**
Item 18: Think about your experiences from the time of your decision to attend this college through the end of the first three weeks of your first semester/quarter.							
1 = Strongly disagree, 2 = Disagree, 3 = Neutral, 4 = Agree, 5 = Strongly agree							
18a. The very first time I came to this college I felt welcome [EARLYCON]	WELCOME	Part-time	4.13	4.07		4.14	
		Full-time	4.25	4.17		4.20	
18i. The college provided me with adequate information about financial assistance (scholarships, grants, loans, etc.) [EARLYCON]	FAINFO	Part-time	4.02	3.61		3.65	
		Full-time	4.18	3.70	0.45**	3.72	0.43**
18j. A college staff member helped me determine whether I qualified for financial assistance [EARLYCON]	QUALFA	Part-time	3.68	3.20		3.23	
		Full-time	3.69	3.25		3.26	
18p. At least one college staff member (other than an instructor) learned my name [EARLYCON]	CSTAFNAM	Part-time	3.67	3.41		3.41	
		Full-time	3.80	3.47		3.46	
One or more items in this benchmark are not suited to means calculations. Please see the Frequency Distribution that follows for these items.							

\* The comparison group and cohort columns on this page EXCLUDE your college.

\*\* T-test: 2-tailed

If a row contains less than 50 respondents, interpret the comparison results cautiously.

**Survey of Entering Student Engagement - Lee College (2024 Administration)**  
**2024 Benchmark Frequency Distributions - Main Survey**

Comparison Group: Medium Colleges in the 2024 Cohort\*  
 Entering Students Only - Breakout by Enrollment Status: Part-Time  
 [Unweighted]  
 Early Connections (EARLYCON)

			Your College		Medium Colleges		2024 Cohort	
Item	Variable	Responses	Count	Percent	Count	Percent	Count	Percent
Item 18: Think about your experiences from the time of your decision to attend this college through the end of the first three weeks of your first semester/quarter.								
18a. The very first time I came to this college I felt welcome [EARLYCON]	WELCOME	Strongly disagree	0	N/A	51	2.2	92	0.9
		Disagree	2	3.6	34	1.5	120	1.1
		Neutral	9	16.1	435	19.1	1,966	18.8
		Agree	25	44.6	939	41.2	4,320	41.3
		Strongly agree	20	35.7	820	36.0	3,962	37.9
		Total	56	100.0	2,279	100.0	10,460	100.0
18i. The college provided me with adequate information about financial assistance (scholarships, grants, loans, etc.) [EARLYCON]	FAINFO	Strongly disagree	0	N/A	134	5.9	435	4.2
		Disagree	2	3.6	244	10.8	1,145	11.0
		Neutral	14	25.0	556	24.6	2,660	25.6
		Agree	21	37.5	756	33.5	3,534	34.1
		Strongly agree	19	33.9	570	25.2	2,604	25.1
		Total	56	100.0	2,260	100.0	10,378	100.0
18j. A college staff member helped me determine whether I qualified for financial assistance [EARLYCON]	QUALFA	Strongly disagree	5	8.9	223	9.9	836	8.1
		Disagree	3	5.4	481	21.3	2,346	22.7
		Neutral	14	25.0	602	26.7	2,796	27.0
		Agree	17	30.4	523	23.2	2,380	23.0
		Strongly agree	17	30.4	427	18.9	1,986	19.2
		Total	56	100.0	2,256	100.0	10,344	100.0
18p. At least one college staff member (other than an instructor) learned my name [EARLYCON]	CSTAFNAM	Strongly disagree	2	3.6	231	10.3	974	9.4
		Disagree	7	12.7	399	17.7	1,851	17.9
		Neutral	14	25.5	428	19.0	2,201	21.2
		Agree	16	29.1	604	26.8	2,644	25.5
		Strongly agree	16	29.1	589	26.2	2,695	26.0
		Total	55	100.0	2,251	100.0	10,365	100.0
Item 23								
23. Was a specific person assigned to you so you could see him/her each time you needed information or assistance? [EARLYCON]	ASNPERS	Yes	17	32.7	728	33.1	4,148	41.4
		No	35	67.3	1,470	66.9	5,867	58.6
		Total	52	100.0	2,198	100.0	10,015	100.0

\* The comparison group and cohort columns on this page EXCLUDE your college.  
 Please see Table 1 for unweighted sample and population values of demographic items.

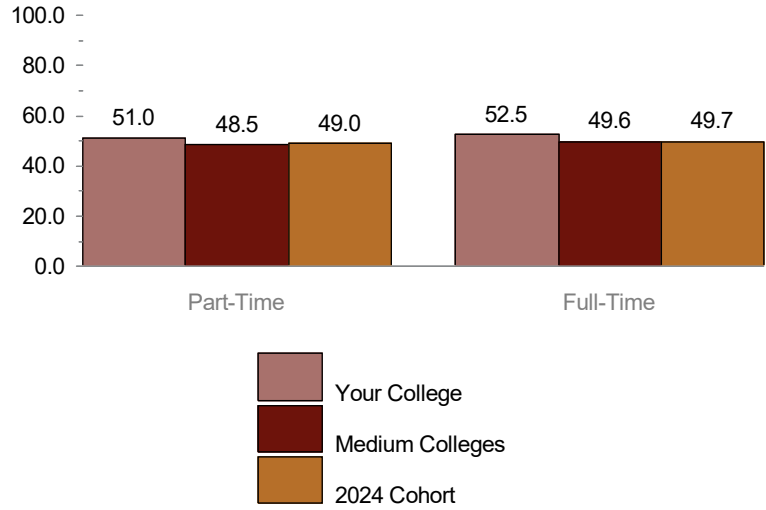
**Survey of Entering Student Engagement - Lee College (2024 Administration)**  
**2024 Benchmark Frequency Distributions - Main Survey**

Comparison Group: Medium Colleges in the 2024 Cohort\*  
 Entering Students Only - Breakout by Enrollment Status: Full-Time  
 [Unweighted]  
 Early Connections (EARLYCON)

			Your College		Medium Colleges		2024 Cohort	
Item	Variable	Responses	Count	Percent	Count	Percent	Count	Percent
Item 18: Think about your experiences from the time of your decision to attend this college through the end of the first three weeks of your first semester/quarter.								
18a. The very first time I came to this college I felt welcome [EARLYCON]	WELCOME	Strongly disagree	3	3.6	48	0.8	112	0.4
		Disagree	0	N/A	40	0.7	237	0.9
		Neutral	10	11.9	1,008	16.9	4,282	16.2
		Agree	31	36.9	2,610	43.7	11,359	43.1
		Strongly agree	40	47.6	2,263	37.9	10,376	39.4
		Total	84	100.0	5,969	100.0	26,366	100.0
18i. The college provided me with adequate information about financial assistance (scholarships, grants, loans, etc.) [EARLYCON]	FAINFO	Strongly disagree	1	1.2	228	3.8	901	3.4
		Disagree	2	2.4	618	10.4	2,603	9.9
		Neutral	15	18.1	1,407	23.7	6,315	24.1
		Agree	28	33.7	2,147	36.2	9,457	36.1
		Strongly agree	37	44.6	1,536	25.9	6,954	26.5
		Total	83	100.0	5,936	100.0	26,230	100.0
18j. A college staff member helped me determine whether I qualified for financial assistance [EARLYCON]	QUALFA	Strongly disagree	5	6.0	483	8.2	1,989	7.6
		Disagree	8	9.6	1,283	21.7	5,760	22.0
		Neutral	22	26.5	1,552	26.2	6,963	26.6
		Agree	21	25.3	1,449	24.5	6,339	24.2
		Strongly agree	27	32.5	1,147	19.4	5,103	19.5
		Total	83	100.0	5,914	100.0	26,154	100.0
18p. At least one college staff member (other than an instructor) learned my name [EARLYCON]	CSTAFNAM	Strongly disagree	6	7.2	554	9.4	2,488	9.5
		Disagree	8	9.6	1,066	18.0	4,822	18.4
		Neutral	15	18.1	1,082	18.3	4,620	17.7
		Agree	22	26.5	1,493	25.3	6,561	25.1
		Strongly agree	32	38.6	1,717	29.0	7,677	29.3
		Total	83	100.0	5,912	100.0	26,168	100.0
Item 23								
23. Was a specific person assigned to you so you could see him/her each time you needed information or assistance? [EARLYCON]	ASNPERS	Yes	25	31.3	2,081	36.1	10,880	42.8
		No	55	68.8	3,680	63.9	14,565	57.2
		Total	80	100.0	5,761	100.0	25,445	100.0

\* The comparison group and cohort columns on this page EXCLUDE your college.  
 Please see Table 1 for unweighted sample and population values of demographic items.

**Survey of Entering Student Engagement**  
**Lee College (2024 Administration)**  
**2024 Benchmark Bar Chart - Main Survey**  
Comparison Group: Medium Colleges in the 2024 Cohort\*  
Entering Students Only - Breakout by Enrollment Status  
[Unweighted]  
High Expectations and Aspirations (HIEXPACT)



\* The comparison group and cohort bars on this page INCLUDE your college.

**Survey of Entering Student Engagement - Lee College (2024 Administration)**

**2024 Benchmark Means Report - Main Survey**

Comparison Group: Medium Colleges in the 2024 Cohort\*

Entering Students Only - Breakout by Enrollment Status

[Unweighted]

High Expectations and Aspirations (HIEEXPECT)

			Your College	Medium Colleges		2024 Cohort	
Item	Variable	Breakout Group	Mean	Mean	Effect Size**	Mean	Effect Size**
Item 18: Think about your experiences from the time of your decision to attend this college through the end of the first three weeks of your first semester/quarter.							
1 = Strongly disagree, 2 = Disagree, 3 = Neutral, 4 = Agree, 5 = Strongly agree							
18b. The instructors at this college want me to succeed [HIEEXPECT]	WNTSCCD	Part-time	4.45	4.32		4.35	
		Full-time	4.54	4.35		4.38	
18t. I have the motivation to do what it takes to succeed in college [HIEEXPECT]	ITTAKES	Part-time	4.23	4.20		4.24	
		Full-time	4.38	4.27		4.30	
18u. I am prepared academically to succeed in college [HIEEXPECT]	ACPRPRD	Part-time	4.24	4.18		4.20	
		Full-time	4.37	4.25		4.27	
Item 19: During the first three weeks of your first semester/quarter at this college, about how often did you do the following?							
1 = Never, 2 = Once, 3 = Two or three times, 4 = Four or more times							
19c. Turn in an assignment late [HIEEXPECT]	LATETURN	Part-time	1.71	1.79		1.75	
		Full-time	1.77	1.80		1.77	
19d. Not turn in an assignment [HIEEXPECT]	NOTTURN	Part-time	1.53	1.49		1.49	
		Full-time	1.61	1.48		1.49	
19f. Come to class without completing readings or assignments [HIEEXPECT]	NOTCOMPL	Part-time	1.57	1.57		1.57	
		Full-time	1.56	1.62		1.61	
19s. Skip class [HIEEXPECT]	SKIPCL	Part-time	1.25	1.25		1.26	
		Full-time	1.23	1.28		1.28	

\* The comparison group and cohort columns on this page EXCLUDE your college.

\*\* T-test: 2-tailed

If a row contains less than 50 respondents, interpret the comparison results cautiously.

**Survey of Entering Student Engagement - Lee College (2024 Administration)**  
**2024 Benchmark Frequency Distributions - Main Survey**

Comparison Group: Medium Colleges in the 2024 Cohort\*  
 Entering Students Only - Breakout by Enrollment Status: Part-Time  
 [Unweighted]  
 High Expectations and Aspirations (HIEEXPECT)

Item	Variable	Responses	Your College		Medium Colleges		2024 Cohort	
			Count	Percent	Count	Percent	Count	Percent
Item 18: Think about your experiences from the time of your decision to attend this college through the end of the first three weeks of your first semester/quarter.								
18b. The instructors at this college want me to succeed [HIEEXPECT]	WNTSCCD	Strongly disagree	0	N/A	26	1.1	46	0.4
		Disagree	0	N/A	17	0.7	64	0.6
		Neutral	7	12.5	241	10.6	1,068	10.2
		Agree	17	30.4	917	40.4	4,254	40.7
		Strongly agree	32	57.1	1,070	47.1	5,013	48.0
		Total	56	100.0	2,271	100.0	10,445	100.0
18t. I have the motivation to do what it takes to succeed in college [HIEEXPECT]	ITTAKES	Strongly disagree	0	N/A	26	1.1	96	0.9
		Disagree	2	3.6	57	2.5	238	2.3
		Neutral	7	12.5	334	14.7	1,438	13.8
		Agree	23	41.1	873	38.5	3,952	37.9
		Strongly agree	24	42.9	979	43.1	4,693	45.1
		Total	56	100.0	2,269	100.0	10,417	100.0
18u. I am prepared academically to succeed in college [HIEEXPECT]	ACPRPRD	Strongly disagree	0	N/A	19	0.8	78	0.7
		Disagree	2	3.6	52	2.3	213	2.0
		Neutral	6	10.9	359	15.8	1,645	15.8
		Agree	24	43.6	920	40.4	4,080	39.1
		Strongly agree	23	41.8	928	40.7	4,427	42.4
		Total	55	100.0	2,278	100.0	10,443	100.0
Item 19: During the first three weeks of your first semester/quarter at this college, about how often did you do the following?								
19c. Turn in an assignment late [HIEEXPECT]	LATETURN	Never	26	46.4	1,097	48.1	5,212	49.9
		Once	21	37.5	675	29.6	3,074	29.4
		Two or three times	8	14.3	391	17.2	1,737	16.6
		Four or more times	1	1.8	116	5.1	431	4.1
		Total	56	100.0	2,279	100.0	10,454	100.0
19d. Not turn in an assignment [HIEEXPECT]	NOTTURN	Never	36	65.5	1,522	67.0	6,940	66.8
		Once	11	20.0	457	20.1	2,167	20.9
		Two or three times	6	10.9	220	9.7	967	9.3
		Four or more times	2	3.6	74	3.3	319	3.1
		Total	55	100.0	2,273	100.0	10,393	100.0
19f. Come to class without completing readings or assignments [HIEEXPECT]	NOTCOMPL	Never	34	60.7	1,396	61.3	6,415	61.4
		Once	15	26.8	539	23.7	2,502	23.9
		Two or three times	4	7.1	269	11.8	1,196	11.4
		Four or more times	3	5.4	72	3.2	341	3.3
		Total	56	100.0	2,276	100.0	10,454	100.0

\* The comparison group and cohort columns on this page EXCLUDE your college.  
 Please see Table 1 for unweighted sample and population values of demographic items.



**Survey of Entering Student Engagement - Lee College (2024 Administration)**

**2024 Benchmark Frequency Distributions - Main Survey**

Comparison Group: Medium Colleges in the 2024 Cohort\*

Entering Students Only - Breakout by Enrollment Status: Part-Time

[Unweighted]

High Expectations and Aspirations (HIEXPECT)

			Your College		Medium Colleges		2024 Cohort	
Item	Variable	Responses	Count	Percent	Count	Percent	Count	Percent
Item 19: During the first three weeks of your first semester/quarter at this college, about how often did you do the following?								
19s. Skip class [HIEXPECT]	SKIPCL	Never	45	80.4	1,880	82.1	8,532	81.5
		Once	8	14.3	267	11.7	1,283	12.3
		Two or three times	3	5.4	119	5.2	532	5.1
		Four or more times	0	N/A	24	1.0	121	1.2
		Total	56	100.0	2,290	100.0	10,468	100.0

\* The comparison group and cohort columns on this page EXCLUDE your college.  
Please see Table 1 for unweighted sample and population values of demographic items.

**Survey of Entering Student Engagement - Lee College (2024 Administration)**  
**2024 Benchmark Frequency Distributions - Main Survey**

Comparison Group: Medium Colleges in the 2024 Cohort\*  
 Entering Students Only - Breakout by Enrollment Status: Full-Time  
 [Unweighted]  
 High Expectations and Aspirations (HIEEXPECT)

			Your College		Medium Colleges		2024 Cohort	
Item	Variable	Responses	Count	Percent	Count	Percent	Count	Percent
Item 18: Think about your experiences from the time of your decision to attend this college through the end of the first three weeks of your first semester/quarter.								
18b. The instructors at this college want me to succeed [HIEEXPECT]	WNTSCCD	Strongly disagree	0	N/A	34	0.6	75	0.3
		Disagree	0	N/A	36	0.6	140	0.5
		Neutral	4	4.8	524	8.8	2,298	8.7
		Agree	31	36.9	2,590	43.5	11,025	41.9
		Strongly agree	49	58.3	2,773	46.6	12,781	48.6
		Total	84	100.0	5,957	100.0	26,319	100.0
18t. I have the motivation to do what it takes to succeed in college [HIEEXPECT]	ITTAKES	Strongly disagree	1	1.2	50	0.8	196	0.7
		Disagree	2	2.4	125	2.1	525	2.0
		Neutral	8	9.5	758	12.7	3,164	12.0
		Agree	26	31.0	2,241	37.7	9,824	37.4
		Strongly agree	47	56.0	2,776	46.7	12,572	47.8
		Total	84	100.0	5,950	100.0	26,281	100.0
18u. I am prepared academically to succeed in college [HIEEXPECT]	ACPRPRD	Strongly disagree	1	1.2	36	0.6	139	0.5
		Disagree	0	N/A	103	1.7	417	1.6
		Neutral	9	10.7	806	13.5	3,456	13.1
		Agree	31	36.9	2,391	40.1	10,382	39.4
		Strongly agree	43	51.2	2,620	44.0	11,940	45.3
		Total	84	100.0	5,956	100.0	26,334	100.0
Item 19: During the first three weeks of your first semester/quarter at this college, about how often did you do the following?								
19c. Turn in an assignment late [HIEEXPECT]	LATETURN	Never	43	51.2	2,823	47.4	12,615	47.9
		Once	22	26.2	1,773	29.8	8,119	30.8
		Two or three times	14	16.7	1,075	18.1	4,565	17.3
		Four or more times	5	6.0	284	4.8	1,051	4.0
		Total	84	100.0	5,955	100.0	26,350	100.0
19d. Not turn in an assignment [HIEEXPECT]	NOTTURN	Never	48	57.1	3,977	67.1	17,268	66.0
		Once	23	27.4	1,221	20.6	5,735	21.9
		Two or three times	11	13.1	572	9.6	2,478	9.5
		Four or more times	2	2.4	159	2.7	685	2.6
		Total	84	100.0	5,929	100.0	26,166	100.0
19f. Come to class without completing readings or assignments [HIEEXPECT]	NOTCOMPL	Never	48	57.1	3,451	57.9	15,301	58.1
		Once	26	31.0	1,530	25.7	6,872	26.1
		Two or three times	9	10.7	764	12.8	3,256	12.4
		Four or more times	1	1.2	217	3.6	920	3.5
		Total	84	100.0	5,962	100.0	26,349	100.0

\* The comparison group and cohort columns on this page EXCLUDE your college.  
 Please see Table 1 for unweighted sample and population values of demographic items.

**Survey of Entering Student Engagement - Lee College (2024 Administration)**

**2024 Benchmark Frequency Distributions - Main Survey**

Comparison Group: Medium Colleges in the 2024 Cohort\*

Entering Students Only - Breakout by Enrollment Status: Full-Time

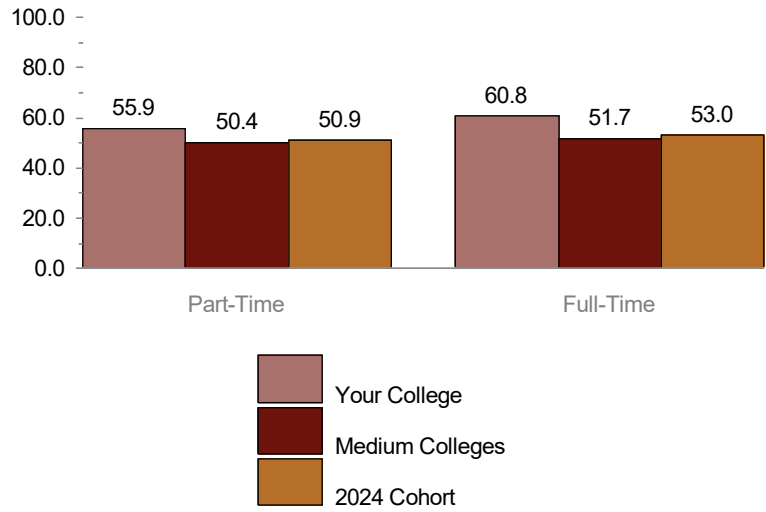
[Unweighted]

High Expectations and Aspirations (HIEXPECT)

			Your College		Medium Colleges		2024 Cohort	
Item	Variable	Responses	Count	Percent	Count	Percent	Count	Percent
Item 19: During the first three weeks of your first semester/quarter at this college, about how often did you do the following?								
19s. Skip class [HIEXPECT]	SKIPCL	Never	68	82.9	4,789	80.1	21,164	80.1
		Once	10	12.2	785	13.1	3,479	13.2
		Two or three times	3	3.7	330	5.5	1,460	5.5
		Four or more times	1	1.2	76	1.3	321	1.2
		Total	82	100.0	5,980	100.0	26,424	100.0

\* The comparison group and cohort columns on this page EXCLUDE your college.  
Please see Table 1 for unweighted sample and population values of demographic items.

**Survey of Entering Student Engagement**  
**Lee College (2024 Administration)**  
**2024 Benchmark Bar Chart - Main Survey**  
Comparison Group: Medium Colleges in the 2024 Cohort\*  
Entering Students Only - Breakout by Enrollment Status  
[Unweighted]  
Clear Academic Plan and Pathway (ACADPLAN)



\* The comparison group and cohort bars on this page INCLUDE your college.

**Survey of Entering Student Engagement - Lee College (2024 Administration)**

**2024 Benchmark Means Report - Main Survey**

Comparison Group: Medium Colleges in the 2024 Cohort\*

Entering Students Only - Breakout by Enrollment Status

[Unweighted]

Clear Academic Plan and Pathway (ACADPLAN)

			Your College	Medium Colleges		2024 Cohort	
Item	Variable	Breakout Group	Mean	Mean	Effect Size**	Mean	Effect Size**
Item 18: Think about your experiences from the time of your decision to attend this college through the end of the first three weeks of your first semester/quarter.							
1 = Strongly disagree, 2 = Disagree, 3 = Neutral, 4 = Agree, 5 = Strongly agree							
18d. I was able to meet with an academic advisor at times convenient for me [ACADPLAN]	AACONTIM	Part-time	4.00	3.97		3.96	
		Full-time	4.18	4.05		4.01	
18e. An advisor helped me to select a course of study, program, or major [ACADPLAN]	AASELMAJ	Part-time	4.09	3.93		3.95	
		Full-time	4.35	3.99		3.99	
18f. An advisor helped me to set academic goals and to create a plan for achieving them [ACADPLAN]	ACADGOAL	Part-time	3.75	3.59		3.60	
		Full-time	3.95	3.61		3.60	
18g. An advisor helped me to identify the courses I needed to take during my first semester/quarter [ACADPLAN]	CRSADV	Part-time	4.20	4.07		4.08	
		Full-time	4.46	4.18		4.17	
18h. A college staff member talked with me about my commitments outside of school (work, children, dependents, etc.) to help me figure out how many courses to take [ACADPLAN]	OSCOMM	Part-time	3.71	3.12	0.47**	3.11	0.49**
		Full-time	3.59	3.07	0.42**	3.07	0.42**

\* The comparison group and cohort columns on this page EXCLUDE your college.

\*\* T-test: 2-tailed

If a row contains less than 50 respondents, interpret the comparison results cautiously.

**Survey of Entering Student Engagement - Lee College (2024 Administration)**  
**2024 Benchmark Frequency Distributions - Main Survey**

Comparison Group: Medium Colleges in the 2024 Cohort\*  
 Entering Students Only - Breakout by Enrollment Status: Part-Time  
 [Unweighted]  
 Clear Academic Plan and Pathway (ACADPLAN)

Item	Variable	Responses	Your College		Medium Colleges		2024 Cohort	
			Count	Percent	Count	Percent	Count	Percent
Item 18: Think about your experiences from the time of your decision to attend this college through the end of the first three weeks of your first semester/quarter.								
18d. I was able to meet with an academic advisor at times convenient for me [ACADPLAN]	AACONTIM	Strongly disagree	0	N/A	71	3.1	213	2.1
		Disagree	2	3.6	96	4.3	518	5.0
		Neutral	16	28.6	439	19.5	2,229	21.5
		Agree	18	32.1	879	39.0	3,933	38.0
		Strongly agree	20	35.7	770	34.1	3,458	33.4
		<b>Total</b>	<b>56</b>	<b>100.0</b>	<b>2,255</b>	<b>100.0</b>	<b>10,351</b>	<b>100.0</b>
18e. An advisor helped me to select a course of study, program, or major [ACADPLAN]	AASELMAJ	Strongly disagree	2	3.6	105	4.7	346	3.3
		Disagree	2	3.6	172	7.6	827	8.0
		Neutral	10	17.9	360	16.0	1,756	17.0
		Agree	17	30.4	759	33.7	3,530	34.1
		Strongly agree	25	44.6	856	38.0	3,887	37.6
		<b>Total</b>	<b>56</b>	<b>100.0</b>	<b>2,252</b>	<b>100.0</b>	<b>10,346</b>	<b>100.0</b>
18f. An advisor helped me to set academic goals and to create a plan for achieving them [ACADPLAN]	ACADGOAL	Strongly disagree	3	5.5	116	5.2	434	4.2
		Disagree	4	7.3	285	12.7	1,372	13.3
		Neutral	16	29.1	593	26.5	2,810	27.2
		Agree	13	23.6	653	29.2	2,974	28.8
		Strongly agree	19	34.5	591	26.4	2,745	26.6
		<b>Total</b>	<b>55</b>	<b>100.0</b>	<b>2,238</b>	<b>100.0</b>	<b>10,335</b>	<b>100.0</b>
18g. An advisor helped me to identify the courses I needed to take during my first semester/quarter [ACADPLAN]	CRSADV	Strongly disagree	0	N/A	93	4.1	285	2.7
		Disagree	0	N/A	109	4.8	572	5.5
		Neutral	11	19.6	288	12.7	1,419	13.7
		Agree	23	41.1	821	36.3	3,889	37.5
		Strongly agree	22	39.3	948	42.0	4,214	40.6
		<b>Total</b>	<b>56</b>	<b>100.0</b>	<b>2,259</b>	<b>100.0</b>	<b>10,379</b>	<b>100.0</b>
18h. A college staff member talked with me about my commitments outside of school (work, children, dependents, etc.) to help me figure out how many courses to take [ACADPLAN]	OSCOMM	Strongly disagree	3	5.4	230	10.2	970	9.4
		Disagree	3	5.4	557	24.7	2,685	25.9
		Neutral	16	28.6	601	26.7	2,761	26.7
		Agree	19	33.9	436	19.4	2,138	20.6
		Strongly agree	15	26.8	429	19.0	1,800	17.4
		<b>Total</b>	<b>56</b>	<b>100.0</b>	<b>2,253</b>	<b>100.0</b>	<b>10,354</b>	<b>100.0</b>

\* The comparison group and cohort columns on this page EXCLUDE your college.  
 Please see Table 1 for unweighted sample and population values of demographic items.

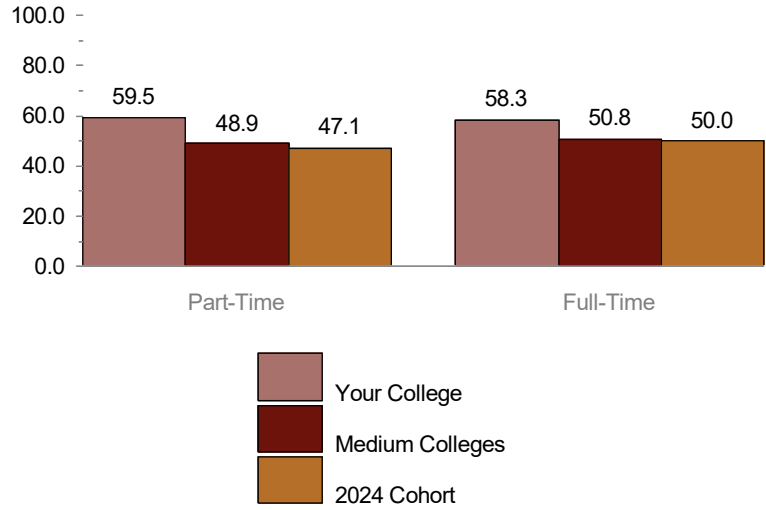
**Survey of Entering Student Engagement - Lee College (2024 Administration)**  
**2024 Benchmark Frequency Distributions - Main Survey**

Comparison Group: Medium Colleges in the 2024 Cohort\*  
 Entering Students Only - Breakout by Enrollment Status: Full-Time  
 [Unweighted]  
 Clear Academic Plan and Pathway (ACADPLAN)

Item	Variable	Responses	Your College		Medium Colleges		2024 Cohort	
			Count	Percent	Count	Percent	Count	Percent
Item 18: Think about your experiences from the time of your decision to attend this college through the end of the first three weeks of your first semester/quarter.								
18d. I was able to meet with an academic advisor at times convenient for me [ACADPLAN]	AACONTIM	Strongly disagree	0	N/A	99	1.7	425	1.6
		Disagree	1	1.2	202	3.4	1,177	4.5
		Neutral	18	21.7	1,118	18.9	5,304	20.3
		Agree	29	34.9	2,369	40.0	10,119	38.7
		Strongly agree	35	42.2	2,129	36.0	9,128	34.9
		<b>Total</b>	<b>83</b>	<b>100.0</b>	<b>5,917</b>	<b>100.0</b>	<b>26,153</b>	<b>100.0</b>
18e. An advisor helped me to select a course of study, program, or major [ACADPLAN]	AASELMAJ	Strongly disagree	0	N/A	193	3.3	818	3.1
		Disagree	4	4.8	441	7.5	2,010	7.7
		Neutral	7	8.4	914	15.5	4,044	15.5
		Agree	28	33.7	2,039	34.6	9,019	34.5
		Strongly agree	44	53.0	2,314	39.2	10,247	39.2
		<b>Total</b>	<b>83</b>	<b>100.0</b>	<b>5,901</b>	<b>100.0</b>	<b>26,138</b>	<b>100.0</b>
18f. An advisor helped me to set academic goals and to create a plan for achieving them [ACADPLAN]	ACADGOAL	Strongly disagree	1	1.2	249	4.2	1,048	4.0
		Disagree	9	10.8	784	13.3	3,490	13.4
		Neutral	15	18.1	1,527	25.9	7,070	27.1
		Agree	26	31.3	1,814	30.7	7,672	29.4
		Strongly agree	32	38.6	1,533	26.0	6,820	26.1
		<b>Total</b>	<b>83</b>	<b>100.0</b>	<b>5,907</b>	<b>100.0</b>	<b>26,100</b>	<b>100.0</b>
18g. An advisor helped me to identify the courses I needed to take during my first semester/quarter [ACADPLAN]	CRSADV	Strongly disagree	1	1.2	150	2.5	594	2.3
		Disagree	1	1.2	253	4.3	1,164	4.4
		Neutral	6	7.2	617	10.4	2,896	11.0
		Agree	26	31.3	2,279	38.4	10,086	38.5
		Strongly agree	49	59.0	2,633	44.4	11,469	43.8
		<b>Total</b>	<b>83</b>	<b>100.0</b>	<b>5,932</b>	<b>100.0</b>	<b>26,209</b>	<b>100.0</b>
18h. A college staff member talked with me about my commitments outside of school (work, children, dependents, etc.) to help me figure out how many courses to take [ACADPLAN]	OSCOMM	Strongly disagree	4	4.8	595	10.0	2,505	9.6
		Disagree	10	12.0	1,564	26.4	7,009	26.8
		Neutral	27	32.5	1,590	26.8	7,028	26.8
		Agree	17	20.5	1,187	20.0	5,326	20.3
		Strongly agree	25	30.1	989	16.7	4,311	16.5
		<b>Total</b>	<b>83</b>	<b>100.0</b>	<b>5,925</b>	<b>100.0</b>	<b>26,179</b>	<b>100.0</b>

\* The comparison group and cohort columns on this page EXCLUDE your college.  
 Please see Table 1 for unweighted sample and population values of demographic items.

**Survey of Entering Student Engagement**  
**Lee College (2024 Administration)**  
**2024 Benchmark Bar Chart - Main Survey**  
Comparison Group: Medium Colleges in the 2024 Cohort\*  
Entering Students Only - Breakout by Enrollment Status  
[Unweighted]  
Effective Track to College Readiness (COLLREAD)



\* The comparison group and cohort bars on this page INCLUDE your college.



**Survey of Entering Student Engagement - Lee College (2024 Administration)**

**2024 Benchmark Means Report - Main Survey**

Comparison Group: Medium Colleges in the 2024 Cohort\*

Entering Students Only - Breakout by Enrollment Status

[Unweighted]

Effective Track to College Readiness (COLLREAD)

			Your College	Medium Colleges		2024 Cohort	
Item	Variable	Breakout Group	Mean	Mean	Effect Size**	Mean	Effect Size**
Item 21: Think about your experiences from the time of your decision to attend this college through the end of the first three weeks of your first semester/quarter. Within a class, or through another experience at this college:							
1 = Strongly disagree, 2 = Disagree, 3 = Neutral, 4 = Agree, 5 = Strongly agree							
21a. I learned to improve my study skills (listening, note taking, highlighting readings, working with others, etc.) [COLLREAD]	LNDSTUDY	Part-time	4.20	3.98		4.01	
		Full-time	4.20	4.03		4.05	
21b. I learned to understand my academic strengths and weaknesses [COLLREAD]	LNDACAWK	Part-time	4.25	3.95		4.00	
		Full-time	4.20	4.02		4.05	
21c. I learned skills and strategies to improve my test-taking ability [COLLREAD]	LNSDKLLS	Part-time	4.10	3.68		3.72	
		Full-time	3.99	3.72		3.74	
One or more items in this benchmark are not suited to means calculations. Please see the Frequency Distribution that follows for these items.							

\* The comparison group and cohort columns on this page EXCLUDE your college.

\*\* T-test: 2-tailed

If a row contains less than 50 respondents, interpret the comparison results cautiously.

**Survey of Entering Student Engagement - Lee College (2024 Administration)  
2024 Benchmark Frequency Distributions - Main Survey**

Comparison Group: Medium Colleges in the 2024 Cohort\*  
Entering Students Only - Breakout by Enrollment Status: Part-Time  
[Unweighted]  
Effective Track to College Readiness (COLLREAD)

Item	Variable	Responses	Your College		Medium Colleges		2024 Cohort	
			Count	Percent	Count	Percent	Count	Percent
Item 12: Think about your experiences from the time of your decision to attend this college through the end of the first three weeks of your first semester/quarter.								
12a. Before I could register for classes, I was required to take a placement test (COMPASS, ASSET, ACCUPLACER, SAT, ACT, etc.) to assess my skills in reading, writing, and/or math [COLLREAD]	REQPTEST	Yes	34	60.7	1,300	58.0	5,332	52.1
		No	22	39.3	941	42.0	4,910	47.9
		Total	56	100.0	2,241	100.0	10,242	100.0
12b. I took a placement test (COMPASS, ASSET, ACCUPLACER, SAT, ACT, etc.) [COLLREAD]	TKPTEST	Yes	40	71.4	1,421	64.6	5,980	59.5
		No	16	28.6	779	35.4	4,063	40.5
		Total	56	100.0	2,200	100.0	10,043	100.0
Item 14								
14. This college required me to enroll in classes indicated by my placement test scores during my first semester/quarter [COLLREAD]	REQCLASS	Yes	25	64.1	971	51.8	3,725	46.3
		No	14	35.9	903	48.2	4,327	53.7
		Total	39	100.0	1,874	100.0	8,052	100.0
Item 21: Think about your experiences from the time of your decision to attend this college through the end of the first three weeks of your first semester/quarter. Within a class, or through another experience at this college:								
21a. I learned to improve my study skills (listening, note taking, highlighting readings, working with others, etc.) [COLLREAD]	LNDSTUDY	Strongly disagree	0	N/A	56	2.5	165	1.6
		Disagree	0	N/A	80	3.6	366	3.6
		Neutral	8	15.7	447	20.0	2,032	20.0
		Agree	25	49.0	923	41.4	4,209	41.4
		Strongly agree	18	35.3	724	32.5	3,402	33.4
		Total	51	100.0	2,230	100.0	10,174	100.0
21b. I learned to understand my academic strengths and weaknesses [COLLREAD]	LNDACAWK	Strongly disagree	0	N/A	47	2.1	120	1.2
		Disagree	0	N/A	91	4.1	370	3.6
		Neutral	7	13.5	479	21.4	2,103	20.6
		Agree	25	48.1	940	42.0	4,392	43.1
		Strongly agree	20	38.5	683	30.5	3,209	31.5
		Total	52	100.0	2,240	100.0	10,194	100.0
21c. I learned skills and strategies to improve my test-taking ability [COLLREAD]	LNDKLLS	Strongly disagree	0	N/A	76	3.4	232	2.3
		Disagree	0	N/A	199	8.9	865	8.5
		Neutral	14	26.9	656	29.3	3,073	30.1
		Agree	19	36.5	735	32.8	3,350	32.9
		Strongly agree	19	36.5	575	25.7	2,675	26.2
		Total	52	100.0	2,241	100.0	10,195	100.0

\* The comparison group and cohort columns on this page EXCLUDE your college.  
Please see Table 1 for unweighted sample and population values of demographic items.

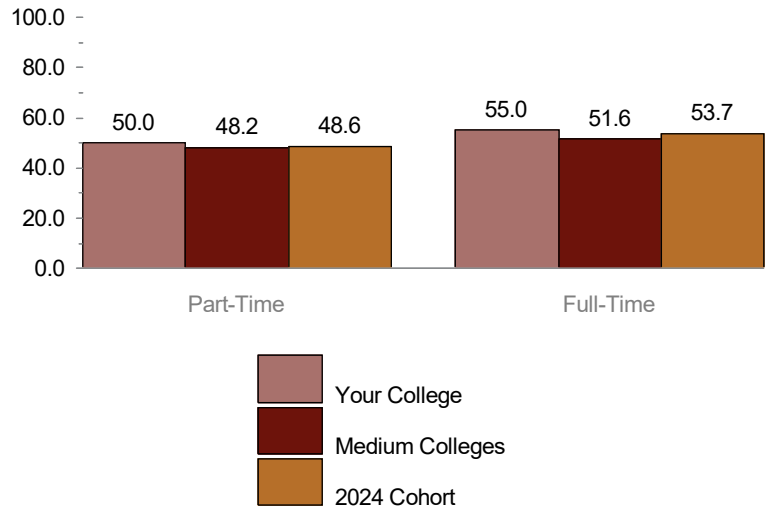
**Survey of Entering Student Engagement - Lee College (2024 Administration)  
2024 Benchmark Frequency Distributions - Main Survey**

Comparison Group: Medium Colleges in the 2024 Cohort\*  
Entering Students Only - Breakout by Enrollment Status: Full-Time  
[Unweighted]  
Effective Track to College Readiness (COLLREAD)

Item	Variable	Responses	Your College		Medium Colleges		2024 Cohort	
			Count	Percent	Count	Percent	Count	Percent
Item 12: Think about your experiences from the time of your decision to attend this college through the end of the first three weeks of your first semester/quarter.								
12a. Before I could register for classes, I was required to take a placement test (COMPASS, ASSET, ACCUPLACER, SAT, ACT, etc.) to assess my skills in reading, writing, and/or math [COLLREAD]	REQPTST	Yes	51	63.0	3,227	54.9	13,408	51.9
		No	30	37.0	2,646	45.1	12,440	48.1
		Total	81	100.0	5,873	100.0	25,848	100.0
12b. I took a placement test (COMPASS, ASSET, ACCUPLACER, SAT, ACT, etc.) [COLLREAD]	TKPTST	Yes	54	68.4	3,749	64.9	16,273	63.7
		No	25	31.6	2,030	35.1	9,291	36.3
		Total	79	100.0	5,779	100.0	25,564	100.0
Item 14								
14. This college required me to enroll in classes indicated by my placement test scores during my first semester/quarter [COLLREAD]	REQCLASS	Yes	37	63.8	2,201	43.8	8,967	41.5
		No	21	36.2	2,821	56.2	12,661	58.5
		Total	58	100.0	5,022	100.0	21,628	100.0
Item 21: Think about your experiences from the time of your decision to attend this college through the end of the first three weeks of your first semester/quarter. Within a class, or through another experience at this college:								
21a. I learned to improve my study skills (listening, note taking, highlighting readings, working with others, etc.) [COLLREAD]	LNDSTUDY	Strongly disagree	1	1.2	90	1.5	328	1.3
		Disagree	1	1.2	216	3.7	939	3.6
		Neutral	11	13.6	1,135	19.4	4,803	18.6
		Agree	36	44.4	2,404	41.0	10,751	41.6
		Strongly agree	32	39.5	2,013	34.4	9,021	34.9
		Total	81	100.0	5,858	100.0	25,842	100.0
21b. I learned to understand my academic strengths and weaknesses [COLLREAD]	LNDACAWK	Strongly disagree	2	2.5	80	1.4	274	1.1
		Disagree	1	1.2	198	3.4	831	3.2
		Neutral	11	13.6	1,135	19.4	4,959	19.2
		Agree	32	39.5	2,542	43.4	11,181	43.2
		Strongly agree	35	43.2	1,906	32.5	8,638	33.4
		Total	81	100.0	5,861	100.0	25,883	100.0
21c. I learned skills and strategies to improve my test-taking ability [COLLREAD]	LNDKLLS	Strongly disagree	3	3.7	144	2.5	605	2.3
		Disagree	6	7.4	565	9.6	2,285	8.8
		Neutral	10	12.3	1,647	28.1	7,365	28.5
		Agree	32	39.5	1,913	32.7	8,552	33.1
		Strongly agree	30	37.0	1,589	27.1	7,066	27.3
		Total	81	100.0	5,858	100.0	25,873	100.0

\* The comparison group and cohort columns on this page EXCLUDE your college.  
Please see Table 1 for unweighted sample and population values of demographic items.

**Survey of Entering Student Engagement**  
**Lee College (2024 Administration)**  
**2024 Benchmark Bar Chart - Main Survey**  
Comparison Group: Medium Colleges in the 2024 Cohort\*  
Entering Students Only - Breakout by Enrollment Status  
[Unweighted]  
Engaged Learning (ENGAGLRN)



\* The comparison group and cohort bars on this page INCLUDE your college.

**Survey of Entering Student Engagement - Lee College (2024 Administration)**

**2024 Benchmark Means Report - Main Survey**

Comparison Group: Medium Colleges in the 2024 Cohort\*

Entering Students Only - Breakout by Enrollment Status

[Unweighted]

Engaged Learning (ENGAGLRN)

			Your College	Medium Colleges		2024 Cohort	
Item	Variable	Breakout Group	Mean	Mean	Effect Size**	Mean	Effect Size**
Item 19: During the first three weeks of your first semester/quarter at this college, about how often did you do the following?							
1 = Never, 2 = Once, 3 = Two or three times, 4 = Four or more times							
19a. Ask questions in class or contribute to class discussions [ENGAGLRN]	ASKQUES	Part-time	2.73	2.73		2.77	
		Full-time	2.86	2.85		2.85	
19b. Prepare at least two drafts of a paper or assignment before turning it in [ENGAGLRN]	PREPDRFT	Part-time	2.22	2.11		2.10	
		Full-time	2.43	2.12		2.12	
19e. Participate in supplemental instruction (extra class sessions with an instructor, tutor, or experienced student) [ENGAGLRN]	SUPINSTR	Part-time	1.63	1.49		1.51	
		Full-time	1.55	1.47		1.53	
19g. Work with other students on a project or assignment during class [ENGAGLRN]	PINCLASS	Part-time	2.27	2.29		2.26	
		Full-time	2.57	2.45		2.48	
19h. Work with classmates outside of class on class projects or assignments [ENGAGLRN]	PREPOUTC	Part-time	1.46	1.51		1.48	
		Full-time	1.76	1.61		1.65	
19i. Participate in a required study group outside of class [ENGAGLRN]	GRPSTUDY	Part-time	1.25	1.31		1.27	
		Full-time	1.36	1.30		1.30	
19j. Participate in a student-initiated (not required) study group outside of class [ENGAGLRN]	NRGSTUDY	Part-time	1.38	1.31		1.28	
		Full-time	1.42	1.35		1.36	
19k. Use an electronic tool (e-mail, text messaging, Facebook, MySpace, class Web site, etc.) to communicate with another student about coursework [ENGAGLRN]	USEINTMG	Part-time	2.16	2.09		2.03	
		Full-time	2.06	2.24		2.24	
19l. Use an electronic tool (e-mail, text messaging, Facebook, MySpace, class Web site, etc.) to communicate with an instructor about coursework [ENGAGLRN]	MAILFAC	Part-time	2.34	2.36		2.35	
		Full-time	2.60	2.47		2.47	
19m. Discuss an assignment or grade with an instructor [ENGAGLRN]	FACASSN	Part-time	2.25	2.05		2.03	
		Full-time	2.12	2.12		2.12	
19n. Ask for help from an instructor regarding questions or problems related to a class [ENGAGLRN]	CLASSREL	Part-time	2.34	2.31		2.32	
		Full-time	2.58	2.41		2.41	
19o. Receive prompt written or oral feedback from instructors on your performance [ENGAGLRN]	FEEDBACK	Part-time	2.59	2.44		2.46	
		Full-time	2.79	2.63		2.64	
19q. Discuss ideas from your readings or classes with instructors outside of class [ENGAGLRN]	FACIDOC	Part-time	1.79	1.57		1.57	
		Full-time	1.67	1.60		1.63	

\* The comparison group and cohort columns on this page EXCLUDE your college.

\*\* T-test: 2-tailed

If a row contains less than 50 respondents, interpret the comparison results cautiously.

**Survey of Entering Student Engagement - Lee College (2024 Administration)**

**2024 Benchmark Means Report - Main Survey**

Comparison Group: Medium Colleges in the 2024 Cohort\*

Entering Students Only - Breakout by Enrollment Status

[Unweighted]

Engaged Learning (ENGAGLRN)

			Your College	Medium Colleges		2024 Cohort	
Item	Variable	Breakout Group	Mean	Mean	Effect Size**	Mean	Effect Size**
Item 20.2: Think about your experiences from the time of your decision to attend this college through the end of the first three weeks of your first semester/quarter. How often did you use the following services?							
1 = Never, 2 = Once, 3 = Two or three times, 4 = Four or more times							
20.2d. Face-to-face tutoring [ENGAGLRN]	FFTUSE	Part-time	1.47	1.27		1.30	
		Full-time	1.47	1.26		1.32	
20.2f. Writing, math, or other skill lab [ENGAGLRN]	SKLABUSE	Part-time	1.74	1.55		1.55	
		Full-time	1.60	1.50		1.58	
20.2h. Computer lab [ENGAGLRN]	COMLBUSE	Part-time	1.33	1.64		1.63	
		Full-time	1.51	1.63		1.69	

\* The comparison group and cohort columns on this page EXCLUDE your college.

\*\* T-test: 2-tailed

If a row contains less than 50 respondents, interpret the comparison results cautiously.

**Survey of Entering Student Engagement - Lee College (2024 Administration)**  
**2024 Benchmark Frequency Distributions - Main Survey**

Comparison Group: Medium Colleges in the 2024 Cohort\*  
 Entering Students Only - Breakout by Enrollment Status: Part-Time  
 [Unweighted]  
 Engaged Learning (ENGAGLRN)

Item	Variable	Responses	Your College		Medium Colleges		2024 Cohort	
			Count	Percent	Count	Percent	Count	Percent
Item 19: During the first three weeks of your first semester/quarter at this college, about how often did you do the following?								
19a. Ask questions in class or contribute to class discussions [ENGAGLRN]	ASKQUES	Never	4	7.1	256	11.2	1,126	10.7
		Once	20	35.7	569	24.9	2,517	24.0
		Two or three times	19	33.9	996	43.5	4,532	43.2
		Four or more times	13	23.2	468	20.4	2,325	22.1
		Total	56	100.0	2,289	100.0	10,500	100.0
19b. Prepare at least two drafts of a paper or assignment before turning it in [ENGAGLRN]	PREPDRFT	Never	10	18.5	694	30.4	3,310	31.7
		Once	26	48.1	806	35.3	3,544	34.0
		Two or three times	14	25.9	614	26.9	2,831	27.1
		Four or more times	4	7.4	170	7.4	751	7.2
		Total	54	100.0	2,284	100.0	10,436	100.0
19e. Participate in supplemental instruction (extra class sessions with an instructor, tutor, or experienced student) [ENGAGLRN]	SUPINSTR	Never	34	60.7	1,625	71.1	7,250	69.3
		Once	13	23.2	332	14.5	1,656	15.8
		Two or three times	5	8.9	203	8.9	1,024	9.8
		Four or more times	4	7.1	126	5.5	537	5.1
		Total	56	100.0	2,286	100.0	10,467	100.0
19g. Work with other students on a project or assignment during class [ENGAGLRN]	PINCLASS	Never	15	27.3	687	30.1	3,411	32.6
		Once	16	29.1	559	24.5	2,396	22.9
		Two or three times	18	32.7	727	31.8	3,185	30.5
		Four or more times	6	10.9	313	13.7	1,461	14.0
		Total	55	100.0	2,286	100.0	10,453	100.0
19h. Work with classmates outside of class on class projects or assignments [ENGAGLRN]	PREPOUTC	Never	37	66.1	1,579	69.2	7,324	70.2
		Once	14	25.0	345	15.1	1,609	15.4
		Two or three times	3	5.4	249	10.9	1,064	10.2
		Four or more times	2	3.6	109	4.8	440	4.2
		Total	56	100.0	2,282	100.0	10,437	100.0
19i. Participate in a required study group outside of class [ENGAGLRN]	GRPSTUDY	Never	43	78.2	1,866	81.8	8,692	83.2
		Once	10	18.2	210	9.2	960	9.2
		Two or three times	2	3.6	127	5.6	517	5.0
		Four or more times	0	N/A	79	3.5	272	2.6
		Total	55	100.0	2,282	100.0	10,441	100.0
19j. Participate in a student-initiated (not required) study group outside of class [ENGAGLRN]	NRGSTUDY	Never	43	78.2	1,866	82.2	8,610	82.7
		Once	5	9.1	197	8.7	968	9.3
		Two or three times	5	9.1	124	5.5	541	5.2
		Four or more times	2	3.6	84	3.7	288	2.8
		Total	55	100.0	2,271	100.0	10,407	100.0

\* The comparison group and cohort columns on this page EXCLUDE your college.  
 Please see Table 1 for unweighted sample and population values of demographic items.

**Survey of Entering Student Engagement - Lee College (2024 Administration)**  
**2024 Benchmark Frequency Distributions - Main Survey**

Comparison Group: Medium Colleges in the 2024 Cohort\*  
 Entering Students Only - Breakout by Enrollment Status: Part-Time  
 [Unweighted]  
 Engaged Learning (ENGAGLRN)

Item	Variable	Responses	Your College		Medium Colleges		2024 Cohort	
			Count	Percent	Count	Percent	Count	Percent
Item 19: During the first three weeks of your first semester/quarter at this college, about how often did you do the following?								
19k. Use an electronic tool (e-mail, text messaging, Facebook, MySpace, class Web site, etc.) to communicate with another student about coursework [ENGAGLRN]	USEINTMG	Never	23	41.1	989	43.3	4,833	46.4
		Once	13	23.2	463	20.3	2,039	19.6
		Two or three times	8	14.3	461	20.2	1,983	19.0
		Four or more times	12	21.4	371	16.2	1,570	15.1
		Total	56	100.0	2,284	100.0	10,425	100.0
19l. Use an electronic tool (e-mail, text messaging, Facebook, MySpace, class Web site, etc.) to communicate with an instructor about coursework [ENGAGLRN]	MAILFAC	Never	16	28.6	615	27.0	2,801	26.9
		Once	14	25.0	601	26.4	2,808	26.9
		Two or three times	17	30.4	678	29.8	3,125	30.0
		Four or more times	9	16.1	381	16.7	1,687	16.2
		Total	56	100.0	2,275	100.0	10,421	100.0
19m. Discuss an assignment or grade with an instructor [ENGAGLRN]	FACASSN	Never	14	25.0	778	34.1	3,691	35.3
		Once	21	37.5	777	34.0	3,461	33.1
		Two or three times	14	25.0	565	24.7	2,552	24.4
		Four or more times	7	12.5	163	7.1	751	7.2
		Total	56	100.0	2,283	100.0	10,455	100.0
19n. Ask for help from an instructor regarding questions or problems related to a class [ENGAGLRN]	CLASSREL	Never	14	25.0	539	23.6	2,494	23.9
		Once	15	26.8	745	32.6	3,247	31.1
		Two or three times	21	37.5	749	32.8	3,502	33.6
		Four or more times	6	10.7	253	11.1	1,188	11.4
		Total	56	100.0	2,286	100.0	10,431	100.0
19o. Receive prompt written or oral feedback from instructors on your performance [ENGAGLRN]	FEEDBACK	Never	9	16.1	536	23.5	2,435	23.3
		Once	15	26.8	616	27.0	2,648	25.4
		Two or three times	22	39.3	734	32.1	3,462	33.2
		Four or more times	10	17.9	398	17.4	1,885	18.1
		Total	56	100.0	2,284	100.0	10,430	100.0
19q. Discuss ideas from your readings or classes with instructors outside of class [ENGAGLRN]	FACIDOC	Never	32	57.1	1,461	64.3	6,725	64.6
		Once	9	16.1	439	19.3	1,929	18.5
		Two or three times	10	17.9	262	11.5	1,251	12.0
		Four or more times	5	8.9	109	4.8	504	4.8
		Total	56	100.0	2,271	100.0	10,409	100.0
Item 20.2: Think about your experiences from the time of your decision to attend this college through the end of the first three weeks of your first semester/quarter. How often did you use the following services?								
20.2d. Face-to-face tutoring [ENGAGLRN]	FFTUSE	Never	40	78.4	1,499	83.5	6,879	82.0
		Once	3	5.9	163	9.1	814	9.7
		Two or three times	3	5.9	84	4.7	423	5.0
		Four or more times	5	9.8	49	2.7	273	3.3
		Total	51	100.0	1,795	100.0	8,389	100.0

\* The comparison group and cohort columns on this page EXCLUDE your college.  
 Please see Table 1 for unweighted sample and population values of demographic items.



**Survey of Entering Student Engagement - Lee College (2024 Administration)**

**2024 Benchmark Frequency Distributions - Main Survey**

Comparison Group: Medium Colleges in the 2024 Cohort\*

Entering Students Only - Breakout by Enrollment Status: Part-Time

[Unweighted]

Engaged Learning (ENGAGLRN)

			Your College		Medium Colleges		2024 Cohort	
Item	Variable	Responses	Count	Percent	Count	Percent	Count	Percent
Item 20.2: Think about your experiences from the time of your decision to attend this college through the end of the first three weeks of your first semester/quarter. How often did you use the following services?								
20.2f. Writing, math, or other skill lab [ENGAGLRN]	SKLABUSE	Never	27	57.4	1,026	68.8	4,816	69.5
		Once	10	21.3	221	14.8	935	13.5
		Two or three times	5	10.6	139	9.3	641	9.3
		Four or more times	5	10.6	105	7.0	534	7.7
		Total	47	100.0	1,491	100.0	6,926	100.0
20.2h. Computer lab [ENGAGLRN]	COMLBUSE	Never	34	79.1	1,035	65.1	4,776	64.8
		Once	5	11.6	239	15.0	1,155	15.7
		Two or three times	3	7.0	168	10.6	817	11.1
		Four or more times	1	2.3	148	9.3	628	8.5
		Total	43	100.0	1,590	100.0	7,376	100.0

\* The comparison group and cohort columns on this page EXCLUDE your college.  
Please see Table 1 for unweighted sample and population values of demographic items.

**Survey of Entering Student Engagement - Lee College (2024 Administration)**  
**2024 Benchmark Frequency Distributions - Main Survey**

Comparison Group: Medium Colleges in the 2024 Cohort\*  
 Entering Students Only - Breakout by Enrollment Status: Full-Time  
 [Unweighted]  
 Engaged Learning (ENGAGLRN)

Item	Variable	Responses	Your College		Medium Colleges		2024 Cohort	
			Count	Percent	Count	Percent	Count	Percent
Item 19: During the first three weeks of your first semester/quarter at this college, about how often did you do the following?								
19a. Ask questions in class or contribute to class discussions [ENGAGLRN]	ASKQUES	Never	6	7.2	546	9.1	2,275	8.6
		Once	19	22.9	1,347	22.6	5,921	22.4
		Two or three times	39	47.0	2,556	42.8	11,591	43.9
		Four or more times	19	22.9	1,521	25.5	6,630	25.1
		Total	83	100.0	5,970	100.0	26,417	100.0
19b. Prepare at least two drafts of a paper or assignment before turning it in [ENGAGLRN]	PREPDRFT	Never	12	14.3	1,854	31.1	8,042	30.6
		Once	31	36.9	1,970	33.1	8,923	33.9
		Two or three times	34	40.5	1,695	28.5	7,480	28.4
		Four or more times	7	8.3	435	7.3	1,878	7.1
		Total	84	100.0	5,954	100.0	26,323	100.0
19e. Participate in supplemental instruction (extra class sessions with an instructor, tutor, or experienced student) [ENGAGLRN]	SUPINSTR	Never	53	63.9	4,255	71.3	17,916	67.9
		Once	18	21.7	896	15.0	4,325	16.4
		Two or three times	8	9.6	555	9.3	2,883	10.9
		Four or more times	4	4.8	263	4.4	1,271	4.8
		Total	83	100.0	5,969	100.0	26,395	100.0
19g. Work with other students on a project or assignment during class [ENGAGLRN]	PINCLASS	Never	17	20.5	1,471	24.7	6,204	23.5
		Once	18	21.7	1,362	22.8	5,947	22.5
		Two or three times	32	38.6	2,115	35.5	9,513	36.0
		Four or more times	16	19.3	1,016	17.0	4,729	17.9
		Total	83	100.0	5,964	100.0	26,393	100.0
19h. Work with classmates outside of class on class projects or assignments [ENGAGLRN]	PREPOUTC	Never	48	57.8	3,778	63.4	16,194	61.6
		Once	16	19.3	1,071	18.0	4,778	18.2
		Two or three times	10	12.0	772	13.0	3,710	14.1
		Four or more times	9	10.8	334	5.6	1,611	6.1
		Total	83	100.0	5,955	100.0	26,293	100.0
19i. Participate in a required study group outside of class [ENGAGLRN]	GRPSTUDY	Never	65	78.3	4,888	82.1	21,501	81.7
		Once	10	12.0	557	9.4	2,486	9.4
		Two or three times	4	4.8	317	5.3	1,509	5.7
		Four or more times	4	4.8	191	3.2	836	3.2
		Total	83	100.0	5,953	100.0	26,332	100.0
19j. Participate in a student-initiated (not required) study group outside of class [ENGAGLRN]	NRGSTUDY	Never	65	78.3	4,694	79.0	20,583	78.4
		Once	6	7.2	654	11.0	2,934	11.2
		Two or three times	7	8.4	374	6.3	1,762	6.7
		Four or more times	5	6.0	219	3.7	971	3.7
		Total	83	100.0	5,941	100.0	26,250	100.0

\* The comparison group and cohort columns on this page EXCLUDE your college.  
 Please see Table 1 for unweighted sample and population values of demographic items.

**Survey of Entering Student Engagement - Lee College (2024 Administration)**  
**2024 Benchmark Frequency Distributions - Main Survey**

Comparison Group: Medium Colleges in the 2024 Cohort\*  
 Entering Students Only - Breakout by Enrollment Status: Full-Time  
 [Unweighted]  
 Engaged Learning (ENGAGLRN)

Item	Variable	Responses	Your College		Medium Colleges		2024 Cohort	
			Count	Percent	Count	Percent	Count	Percent
Item 19: During the first three weeks of your first semester/quarter at this college, about how often did you do the following?								
19k. Use an electronic tool (e-mail, text messaging, Facebook, MySpace, class Web site, etc.) to communicate with another student about coursework [ENGAGLRN]	USEINTMG	Never	39	47.0	2,270	38.2	9,878	37.5
		Once	15	18.1	1,182	19.9	5,296	20.1
		Two or three times	14	16.9	1,304	21.9	5,980	22.7
		Four or more times	15	18.1	1,190	20.0	5,156	19.6
		Total	83	100.0	5,946	100.0	26,310	100.0
19l. Use an electronic tool (e-mail, text messaging, Facebook, MySpace, class Web site, etc.) to communicate with an instructor about coursework [ENGAGLRN]	MAILFAC	Never	15	18.1	1,434	24.1	6,182	23.5
		Once	22	26.5	1,431	24.1	6,473	24.6
		Two or three times	27	32.5	1,912	32.2	8,641	32.9
		Four or more times	19	22.9	1,167	19.6	4,987	19.0
		Total	83	100.0	5,944	100.0	26,283	100.0
19m. Discuss an assignment or grade with an instructor [ENGAGLRN]	FACASSN	Never	20	24.1	1,905	31.9	8,290	31.4
		Once	37	44.6	1,962	32.9	8,810	33.4
		Two or three times	22	26.5	1,576	26.4	7,056	26.8
		Four or more times	4	4.8	525	8.8	2,207	8.4
		Total	83	100.0	5,968	100.0	26,363	100.0
19n. Ask for help from an instructor regarding questions or problems related to a class [ENGAGLRN]	CLASSREL	Never	10	12.0	1,291	21.7	5,674	21.5
		Once	24	28.9	1,753	29.4	7,632	29.0
		Two or three times	40	48.2	2,079	34.9	9,460	35.9
		Four or more times	9	10.8	832	14.0	3,570	13.6
		Total	83	100.0	5,955	100.0	26,336	100.0
19o. Receive prompt written or oral feedback from instructors on your performance [ENGAGLRN]	FEEDBACK	Never	9	11.0	1,060	17.8	4,573	17.4
		Once	16	19.5	1,435	24.1	6,279	23.9
		Two or three times	40	48.8	2,093	35.2	9,490	36.1
		Four or more times	17	20.7	1,360	22.9	5,963	22.7
		Total	82	100.0	5,948	100.0	26,305	100.0
19q. Discuss ideas from your readings or classes with instructors outside of class [ENGAGLRN]	FACIDOC	Never	49	59.0	3,767	63.3	16,297	62.0
		Once	15	18.1	1,151	19.4	4,979	18.9
		Two or three times	16	19.3	693	11.7	3,376	12.8
		Four or more times	3	3.6	336	5.6	1,649	6.3
		Total	83	100.0	5,947	100.0	26,301	100.0
Item 20.2: Think about your experiences from the time of your decision to attend this college through the end of the first three weeks of your first semester/quarter. How often did you use the following services?								
20.2d. Face-to-face tutoring [ENGAGLRN]	FFTUSE	Never	51	68.0	4,211	83.9	18,044	80.4
		Once	17	22.7	448	8.9	2,360	10.5
		Two or three times	3	4.0	225	4.5	1,236	5.5
		Four or more times	4	5.3	137	2.7	801	3.6
		Total	75	100.0	5,021	100.0	22,441	100.0

\* The comparison group and cohort columns on this page EXCLUDE your college.  
 Please see Table 1 for unweighted sample and population values of demographic items.

**Survey of Entering Student Engagement - Lee College (2024 Administration)**

**2024 Benchmark Frequency Distributions - Main Survey**

Comparison Group: Medium Colleges in the 2024 Cohort\*

Entering Students Only - Breakout by Enrollment Status: Full-Time

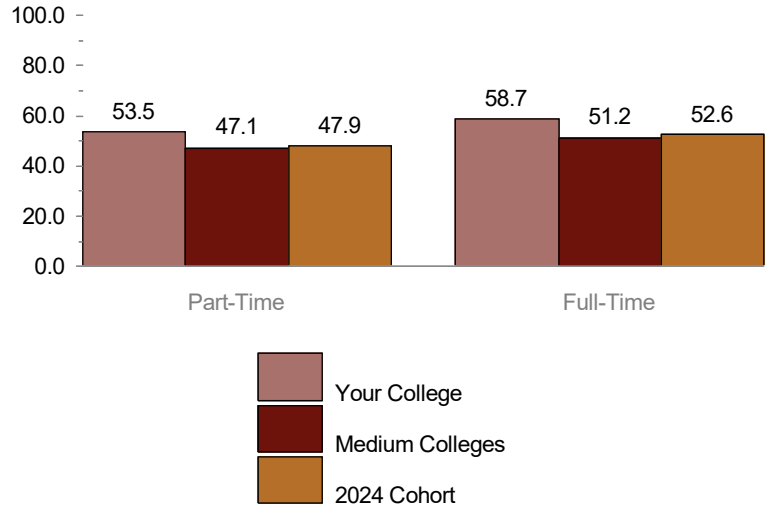
[Unweighted]

Engaged Learning (ENGAGLRN)

			Your College		Medium Colleges		2024 Cohort	
Item	Variable	Responses	Count	Percent	Count	Percent	Count	Percent
Item 20.2: Think about your experiences from the time of your decision to attend this college through the end of the first three weeks of your first semester/quarter. How often did you use the following services?								
20.2f. Writing, math, or other skill lab [ENGAGLRN]	SKLABUSE	Never	43	58.9	2,913	71.5	12,525	68.3
		Once	20	27.4	556	13.7	2,546	13.9
		Two or three times	6	8.2	322	7.9	1,729	9.4
		Four or more times	4	5.5	281	6.9	1,534	8.4
		Total	73	100.0	4,072	100.0	18,334	100.0
20.2h. Computer lab [ENGAGLRN]	COMLBUSE	Never	48	69.6	2,863	66.1	12,197	62.3
		Once	12	17.4	633	14.6	3,158	16.1
		Two or three times	4	5.8	425	9.8	2,274	11.6
		Four or more times	5	7.2	412	9.5	1,946	9.9
		Total	69	100.0	4,333	100.0	19,575	100.0

\* The comparison group and cohort columns on this page EXCLUDE your college.  
Please see Table 1 for unweighted sample and population values of demographic items.

**Survey of Entering Student Engagement**  
**Lee College (2024 Administration)**  
**2024 Benchmark Bar Chart - Main Survey**  
Comparison Group: Medium Colleges in the 2024 Cohort\*  
Entering Students Only - Breakout by Enrollment Status  
[Unweighted]  
Academic and Social Support (ACSOCSUP)



\* The comparison group and cohort bars on this page INCLUDE your college.

**Survey of Entering Student Engagement - Lee College (2024 Administration)**

**2024 Benchmark Means Report - Main Survey**

Comparison Group: Medium Colleges in the 2024 Cohort\*

Entering Students Only - Breakout by Enrollment Status

[Unweighted]

Academic and Social Support (ACSOCSUP)

			Your College	Medium Colleges		2024 Cohort	
Item	Variable	Breakout Group	Mean	Mean	Effect Size**	Mean	Effect Size**
Item 18: Think about your experiences from the time of your decision to attend this college through the end of the first three weeks of your first semester/quarter.							
1 = Strongly disagree, 2 = Disagree, 3 = Neutral, 4 = Agree, 5 = Strongly agree							
18l. All instructors clearly explained academic and student support services available at this college [ACSOCSUP]	RESOURCE	Part-time	4.21	4.02		4.05	
		Full-time	4.43	4.05	0.42**	4.09	0.39**
18m. All instructors clearly explained course grading policies [ACSOCSUP]	GRADEPOL	Part-time	4.27	4.30		4.33	
		Full-time	4.59	4.35		4.36	
18n. All instructors clearly explained course syllabi (syllabuses) [ACSOCSUP]	SYLLABI	Part-time	4.41	4.34		4.38	
		Full-time	4.60	4.39		4.41	
18o. I knew how to get in touch with my instructors outside of class [ACSOCSUP]	FACMEET	Part-time	4.38	4.32		4.34	
		Full-time	4.49	4.39		4.39	
18q. At least one other student whom I didn't previously know learned my name [ACSOCSUP]	OSTUDNAM	Part-time	4.21	3.87		3.86	
		Full-time	4.24	4.08		4.10	
18r. At least one instructor learned my name [ACSOCSUP]	FACNAM	Part-time	4.45	4.17		4.19	
		Full-time	4.45	4.29		4.31	
18s. I learned the name of at least one other student in most of my classes [ACSOCSUP]	STUNAM	Part-time	4.30	4.08		4.07	
		Full-time	4.35	4.21		4.23	

\* The comparison group and cohort columns on this page EXCLUDE your college.

\*\* T-test: 2-tailed

If a row contains less than 50 respondents, interpret the comparison results cautiously.

**Survey of Entering Student Engagement - Lee College (2024 Administration)  
2024 Benchmark Frequency Distributions - Main Survey**

Comparison Group: Medium Colleges in the 2024 Cohort\*  
Entering Students Only - Breakout by Enrollment Status: Part-Time  
[Unweighted]  
Academic and Social Support (ACSOCSUP)

Item	Variable	Responses	Your College		Medium Colleges		2024 Cohort	
			Count	Percent	Count	Percent	Count	Percent
Item 18: Think about your experiences from the time of your decision to attend this college through the end of the first three weeks of your first semester/quarter.								
18l. All instructors clearly explained academic and student support services available at this college [ACSOCSUP]	RESOURCE	Strongly disagree	0	N/A	46	2.0	137	1.3
		Disagree	2	3.6	117	5.2	515	5.0
		Neutral	6	10.7	372	16.5	1,716	16.6
		Agree	26	46.4	931	41.4	4,310	41.7
		Strongly agree	22	39.3	785	34.9	3,664	35.4
		<b>Total</b>	<b>56</b>	<b>100.0</b>	<b>2,251</b>	<b>100.0</b>	<b>10,342</b>	<b>100.0</b>
18m. All instructors clearly explained course grading policies [ACSOCSUP]	GRADEPOL	Strongly disagree	0	N/A	29	1.3	74	0.7
		Disagree	1	1.8	34	1.5	162	1.6
		Neutral	6	10.7	207	9.2	914	8.8
		Agree	26	46.4	957	42.5	4,375	42.3
		Strongly agree	23	41.1	1,027	45.6	4,826	46.6
		<b>Total</b>	<b>56</b>	<b>100.0</b>	<b>2,254</b>	<b>100.0</b>	<b>10,351</b>	<b>100.0</b>
18n. All instructors clearly explained course syllabi (syllabuses) [ACSOCSUP]	SYLLABI	Strongly disagree	0	N/A	27	1.2	50	0.5
		Disagree	0	N/A	32	1.4	134	1.3
		Neutral	6	10.7	180	8.0	816	7.9
		Agree	21	37.5	930	41.3	4,177	40.3
		Strongly agree	29	51.8	1,082	48.1	5,190	50.1
		<b>Total</b>	<b>56</b>	<b>100.0</b>	<b>2,251</b>	<b>100.0</b>	<b>10,367</b>	<b>100.0</b>
18o. I knew how to get in touch with my instructors outside of class [ACSOCSUP]	FACMEET	Strongly disagree	0	N/A	24	1.1	67	0.6
		Disagree	0	N/A	36	1.6	191	1.8
		Neutral	3	5.4	184	8.1	850	8.2
		Agree	29	51.8	970	42.9	4,317	41.5
		Strongly agree	24	42.9	1,049	46.4	4,968	47.8
		<b>Total</b>	<b>56</b>	<b>100.0</b>	<b>2,263</b>	<b>100.0</b>	<b>10,393</b>	<b>100.0</b>
18q. At least one other student whom I didn't previously know learned my name [ACSOCSUP]	OSTUDNAM	Strongly disagree	3	5.4	111	4.9	499	4.8
		Disagree	0	N/A	205	9.1	944	9.1
		Neutral	4	7.1	366	16.2	1,723	16.6
		Agree	24	42.9	774	34.2	3,506	33.8
		Strongly agree	25	44.6	809	35.7	3,704	35.7
		<b>Total</b>	<b>56</b>	<b>100.0</b>	<b>2,265</b>	<b>100.0</b>	<b>10,376</b>	<b>100.0</b>
18r. At least one instructor learned my name [ACSOCSUP]	FACNAM	Strongly disagree	0	N/A	46	2.0	172	1.7
		Disagree	0	N/A	83	3.7	401	3.9
		Neutral	3	5.4	286	12.6	1,349	13.0
		Agree	25	44.6	877	38.8	3,841	37.1
		Strongly agree	28	50.0	970	42.9	4,600	44.4
		<b>Total</b>	<b>56</b>	<b>100.0</b>	<b>2,262</b>	<b>100.0</b>	<b>10,363</b>	<b>100.0</b>

\* The comparison group and cohort columns on this page EXCLUDE your college.  
Please see Table 1 for unweighted sample and population values of demographic items.

**Survey of Entering Student Engagement - Lee College (2024 Administration)**  
**2024 Benchmark Frequency Distributions - Main Survey**

Comparison Group: Medium Colleges in the 2024 Cohort\*  
 Entering Students Only - Breakout by Enrollment Status: Part-Time  
 [Unweighted]  
 Academic and Social Support (ACSOCSUP)

			Your College		Medium Colleges		2024 Cohort	
Item	Variable	Responses	Count	Percent	Count	Percent	Count	Percent
Item 18: Think about your experiences from the time of your decision to attend this college through the end of the first three weeks of your first semester/quarter.								
18s. I learned the name of at least one other student in most of my classes [ACSOCSUP]	STUNAM	Strongly disagree	1	1.8	68	3.0	334	3.2
		Disagree	2	3.6	149	6.6	676	6.5
		Neutral	5	8.9	263	11.6	1,264	12.2
		Agree	19	33.9	830	36.7	3,788	36.5
		Strongly agree	29	51.8	951	42.1	4,308	41.5
		Total	56	100.0	2,261	100.0	10,370	100.0

\* The comparison group and cohort columns on this page EXCLUDE your college.  
 Please see Table 1 for unweighted sample and population values of demographic items.



**Survey of Entering Student Engagement - Lee College (2024 Administration)  
2024 Benchmark Frequency Distributions - Main Survey**

Comparison Group: Medium Colleges in the 2024 Cohort\*  
Entering Students Only - Breakout by Enrollment Status: Full-Time  
[Unweighted]  
Academic and Social Support (ACSOCSUP)

Item	Variable	Responses	Your College		Medium Colleges		2024 Cohort	
			Count	Percent	Count	Percent	Count	Percent
Item 18: Think about your experiences from the time of your decision to attend this college through the end of the first three weeks of your first semester/quarter.								
18l. All instructors clearly explained academic and student support services available at this college [ACSOCSUP]	RESOURCE	Strongly disagree	0	N/A	79	1.3	258	1.0
		Disagree	0	N/A	277	4.7	1,200	4.6
		Neutral	10	12.0	977	16.5	4,146	15.9
		Agree	27	32.5	2,501	42.3	10,959	41.9
		Strongly agree	46	55.4	2,073	35.1	9,566	36.6
		<b>Total</b>	<b>83</b>	<b>100.0</b>	<b>5,907</b>	<b>100.0</b>	<b>26,129</b>	<b>100.0</b>
18m. All instructors clearly explained course grading policies [ACSOCSUP]	GRADEPOL	Strongly disagree	0	N/A	48	0.8	128	0.5
		Disagree	0	N/A	92	1.6	431	1.6
		Neutral	2	2.4	449	7.6	2,002	7.7
		Agree	30	36.1	2,464	41.6	10,862	41.5
		Strongly agree	51	61.4	2,863	48.4	12,746	48.7
		<b>Total</b>	<b>83</b>	<b>100.0</b>	<b>5,916</b>	<b>100.0</b>	<b>26,169</b>	<b>100.0</b>
18n. All instructors clearly explained course syllabi (syllabuses) [ACSOCSUP]	SYLLABI	Strongly disagree	0	N/A	40	0.7	106	0.4
		Disagree	0	N/A	85	1.4	366	1.4
		Neutral	4	4.8	433	7.3	1,848	7.1
		Agree	25	30.1	2,298	38.9	10,170	38.9
		Strongly agree	54	65.1	3,054	51.7	13,686	52.3
		<b>Total</b>	<b>83</b>	<b>100.0</b>	<b>5,910</b>	<b>100.0</b>	<b>26,176</b>	<b>100.0</b>
18o. I knew how to get in touch with my instructors outside of class [ACSOCSUP]	FACMEET	Strongly disagree	0	N/A	43	0.7	101	0.4
		Disagree	1	1.2	88	1.5	400	1.5
		Neutral	5	6.0	397	6.7	1,852	7.1
		Agree	29	34.9	2,394	40.4	10,612	40.5
		Strongly agree	48	57.8	2,998	50.6	13,229	50.5
		<b>Total</b>	<b>83</b>	<b>100.0</b>	<b>5,920</b>	<b>100.0</b>	<b>26,194</b>	<b>100.0</b>
18q. At least one other student whom I didn't previously know learned my name [ACSOCSUP]	OSTUDNAM	Strongly disagree	3	3.6	196	3.3	827	3.2
		Disagree	2	2.4	365	6.1	1,662	6.3
		Neutral	10	12.0	734	12.4	3,110	11.9
		Agree	25	30.1	2,115	35.6	9,051	34.5
		Strongly agree	43	51.8	2,526	42.6	11,575	44.1
		<b>Total</b>	<b>83</b>	<b>100.0</b>	<b>5,936</b>	<b>100.0</b>	<b>26,225</b>	<b>100.0</b>
18r. At least one instructor learned my name [ACSOCSUP]	FACNAM	Strongly disagree	1	1.2	93	1.6	360	1.4
		Disagree	2	2.4	196	3.3	787	3.0
		Neutral	4	4.8	524	8.9	2,364	9.0
		Agree	28	33.3	2,198	37.1	9,418	36.0
		Strongly agree	49	58.3	2,908	49.1	13,218	50.6
		<b>Total</b>	<b>84</b>	<b>100.0</b>	<b>5,919</b>	<b>100.0</b>	<b>26,147</b>	<b>100.0</b>

\* The comparison group and cohort columns on this page EXCLUDE your college.  
Please see Table 1 for unweighted sample and population values of demographic items.

**Survey of Entering Student Engagement - Lee College (2024 Administration)**

**2024 Benchmark Frequency Distributions - Main Survey**

Comparison Group: Medium Colleges in the 2024 Cohort\*

Entering Students Only - Breakout by Enrollment Status: Full-Time

[Unweighted]

Academic and Social Support (ACSOCSUP)

			Your College		Medium Colleges		2024 Cohort	
Item	Variable	Responses	Count	Percent	Count	Percent	Count	Percent
Item 18: Think about your experiences from the time of your decision to attend this college through the end of the first three weeks of your first semester/quarter.								
18s. I learned the name of at least one other student in most of my classes [ACSOCSUP]	STUNAM	Strongly disagree	2	2.4	134	2.3	541	2.1
		Disagree	2	2.4	297	5.0	1,272	4.9
		Neutral	9	10.8	559	9.4	2,407	9.2
		Agree	22	26.5	2,168	36.5	9,361	35.7
		Strongly agree	48	57.8	2,774	46.8	12,644	48.2
		Total	83	100.0	5,932	100.0	26,225	100.0

\* The comparison group and cohort columns on this page EXCLUDE your college.  
Please see Table 1 for unweighted sample and population values of demographic items.